

**15RG-KS**

SAILSetc Product Code

Fitting Description

**Gooseneck with kicking strap – for 8 mm and 5/16" masts**

Applications

**RG65, FOOTY & other small yachts**

Drawing Code

Product Information

**PI 15RG**

copyright SAILSetc 2016

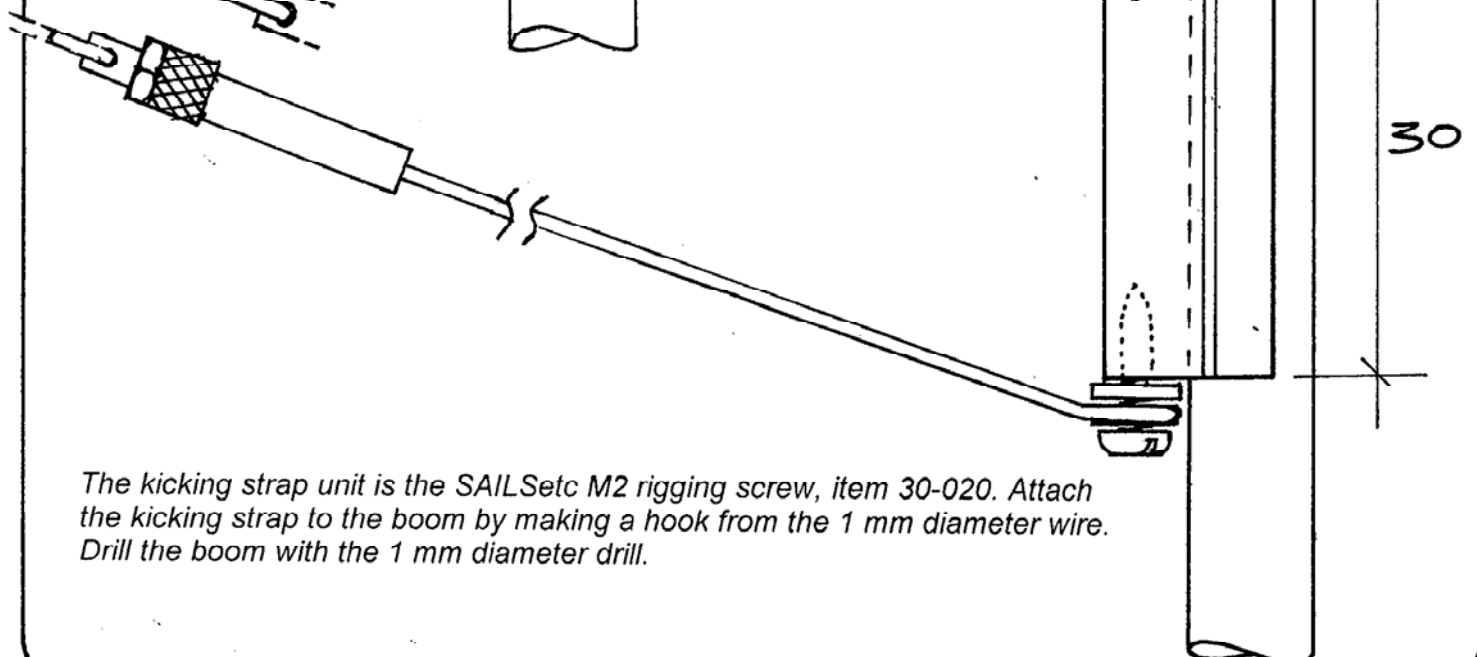
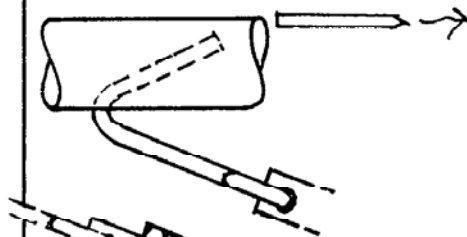

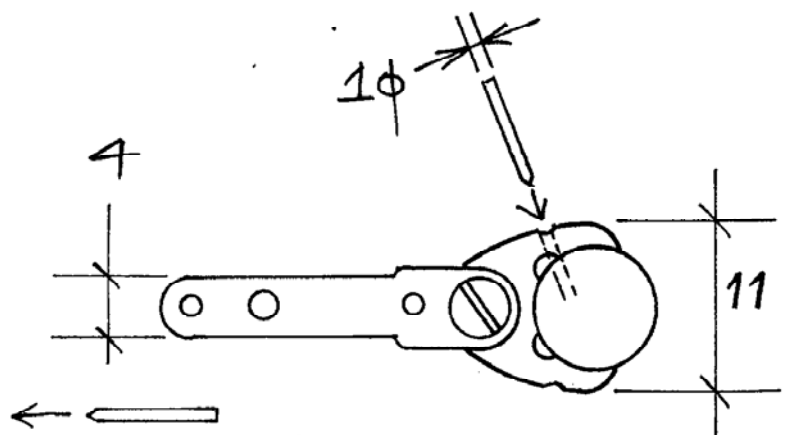

Contents

Qty	Item
1	gooseneck body unit with tang & kicking strap
1	No 1 x 9 mm pan head screw
1	1.0 mm diameter twist drill
1	100 mm x 1.0 mm diameter wire

Attach the body of the gooseneck to the mast by drilling three 1.0 mm diameter holes through the body and into the mast tube. Cut three x 15 mm lengths of 1.0 mm wire and use as 'nails' in the holes.



When they have been pressed in 5 mm use end cutters to cut off the excess material. Then press them in until flush with the surface.



The kicking strap unit is the SAILSetc M2 rigging screw, item 30-020. Attach the kicking strap to the boom by making a hook from the 1 mm diameter wire. Drill the boom with the 1 mm diameter drill.