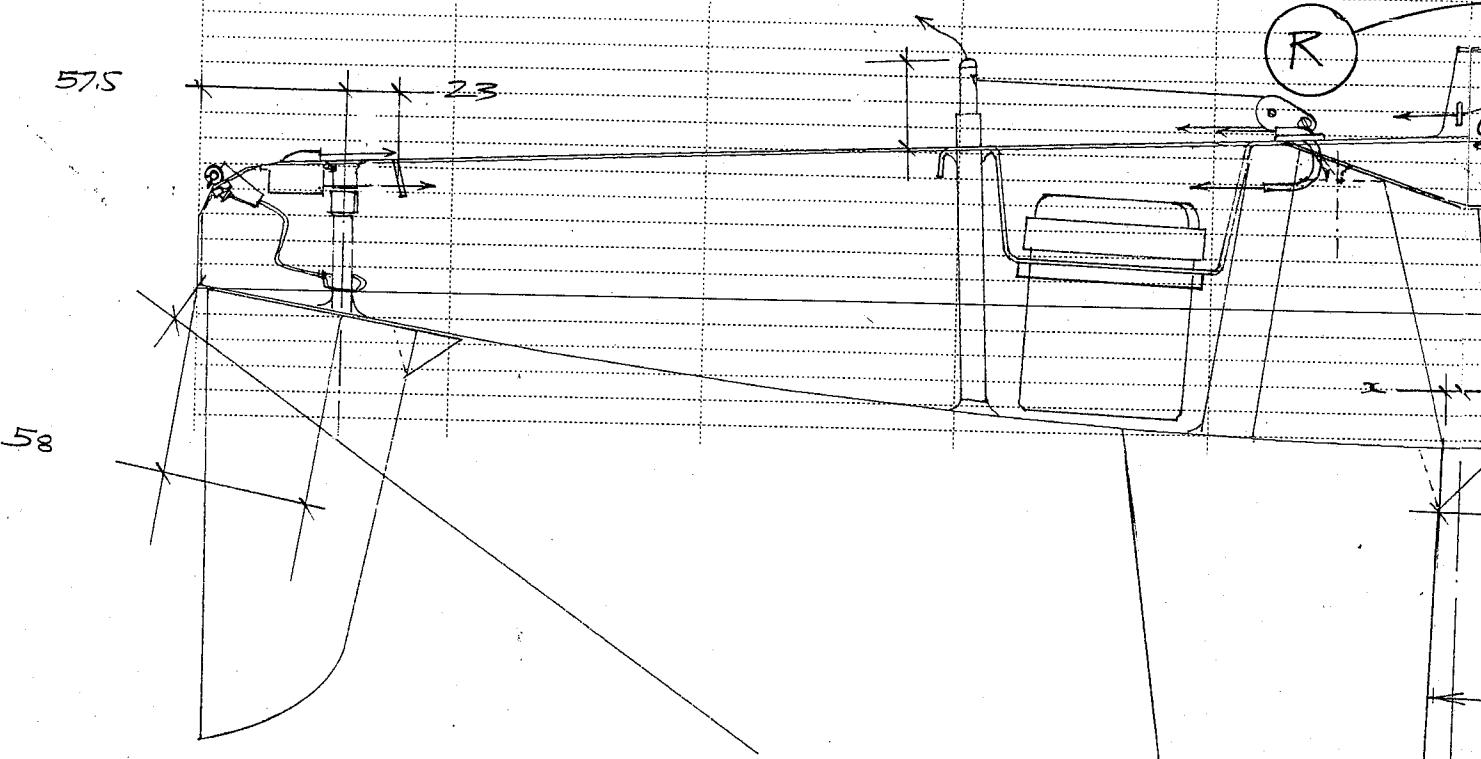
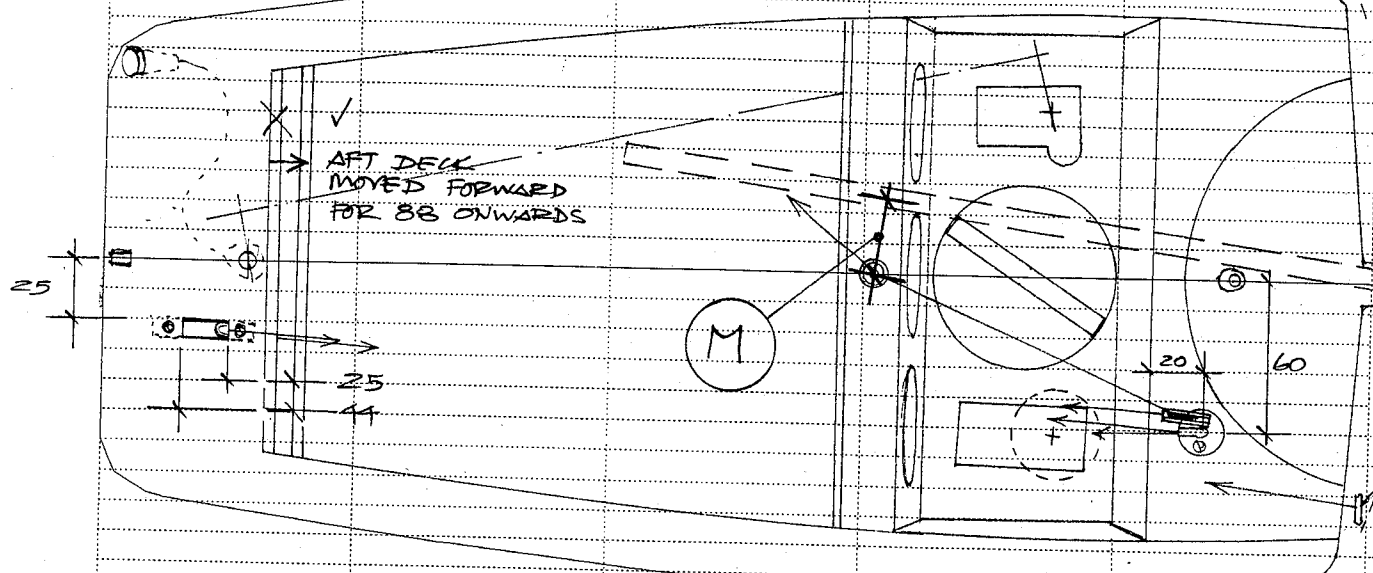


KEEP FOR RECORD

IKON © Graham Bantock
980923



622-623

IKON

Construction Plan CP014
(also used for IMAGE)

SAILSetc, 141 High Street,
Kelvedon, Essex, CO5 9AA, UK
tel/fax + 44 (0) 1376 571437
copyright Graham Bantock 1998

Max Draught 720mm ↓

STARTING POINTS FOR RIG TRIM

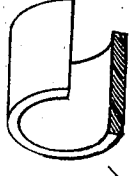
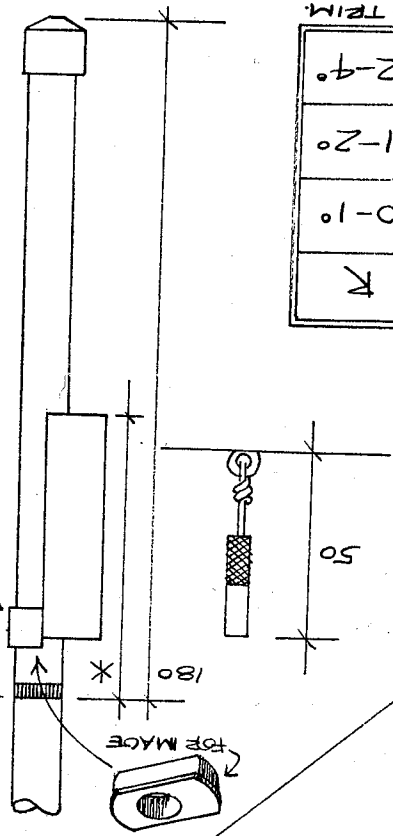
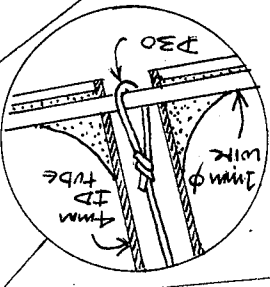
RIG	M	J	K
1	15	65-80	0-10
2	20	60-70	1-20
3	25	60-70	2-40

6 of ballast is 15mm
 of leading edge of fin
 with using a carbon fibre
 under. Use 8mm when a
 plastic injection moulded
 under is used.

bottom of fin is 10mm further
 from top of fin
 leading edge of fin 344mm

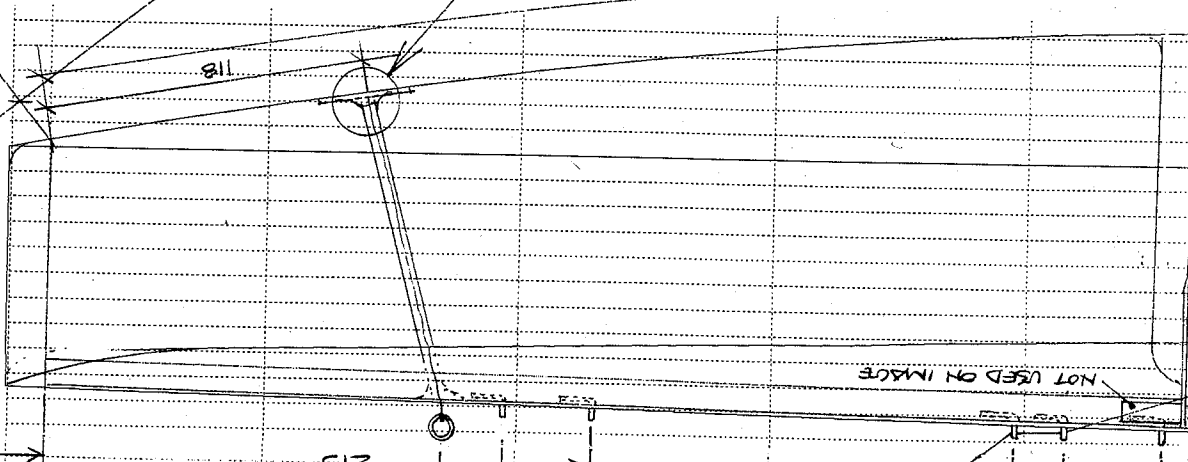
493 F

637-639



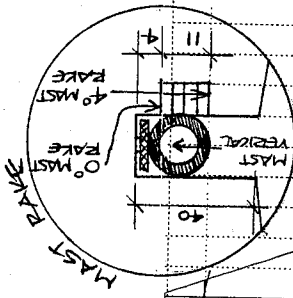
BEND HERE
 FOR CORRECT
 EYEBOLT
 POSITION

SHOULDS



NOT USED ON IMAGE

DATUM



SWITCH UNDER OVERHANGING FOREDECK
 MOUNTED ON BULKHEAD

NO 1
 NO 2
 NO 3

USED FOR LEON'S NUMBER ONWARDS

95
 70

CUT BEARING
 FROM SAILSET
 ITEM 144E,
 MAST HEBL, OR
 MAST BLOCK
 (RECTANGULAR
 INSTEAD OF BOWD).
 BOND IN PLACE
 WITH GRANO GUE
 X 75 FOR BAIN
 PAGE ON - 67
 FOR STANDARD
 ON

x+10